


# Update Your Libby Account

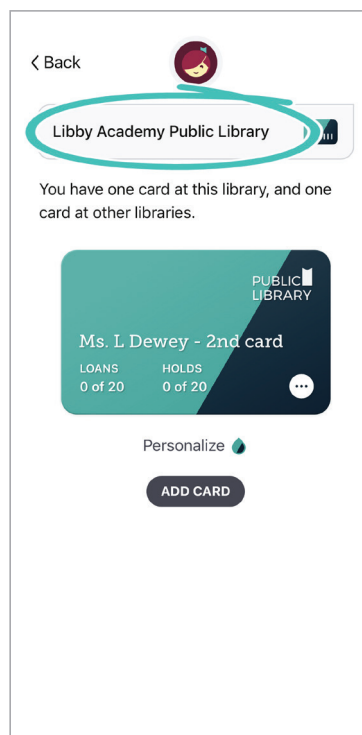
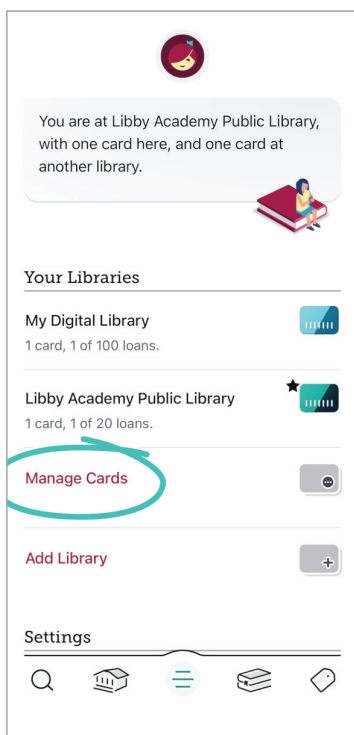
## We're moving to a new digital collection!

On July 1, 2025, Royal Oak Public Library is joining Download Destination. As part of this move, patrons will need to remove their existing Royal Oak Public Library card from Libby, and add it to Download Destination. **Here's how:**

.....

### Remove Card

1. Tap , then **Manage Cards**. (under "Your Libraries").
2. If needed, switch libraries.



3. Tap  (on your card).

4. Tap **Remove Card**, then **Yes, Remove Card**.

If you set Libby up on other devices with a setup code, the library card will automatically be removed from those as well.

### Add Card

5. To add a library card to Libby, tap , then follow the prompts at the top of the screen.  
Search for **Royal Oak Public Library** in the **Download Destination** collection.

*If you're still having trouble,  
please contact your library to check the status of your card.*

**Libby.**

The library reading app